

TEST BENCH

An excellent testing experiences


Test Benches for Valves

We produce test benches with our expert and experienced staff in the natural gas and oil industry and other industry fields.

Compact design for the use in containers, valve factories or other big / small workshops.

Test according to API, ANSI, ASME, BS, DIN, ISO, EN.

Ridged design with high quality finish.



✉ mta@mtaindustry.com



(+90) 543 486 15 03

(+90) 539 509 01 25

(+90) 553 274 81 16



Üçevler Mahallesi,
Atmaca(220) Sokak, No: 40
Nilüfer, Bursa, Türkiye



www.mtaindustry.com




mta@mtaindustry.com / www.mtaindustry.com

MTAbench

The center of the world of valve testing

- Compact and useful design,
- Special test benches from 1/2" to 60" valves testing
- Pressurization from ANSI 150 to ANSI 4500,
- Horizontal, Vertical, Multitable designs,
- 20 ton to 4.000 ton,
- Test and operating systems for actuators and other controls,
- High pressure gas test system for Nitrogen / Helium testing,
- Easy to use, powerful software and console.
- CE marking and certificate, (if required)
- Accredited calibration (optional),



ORDER NOW

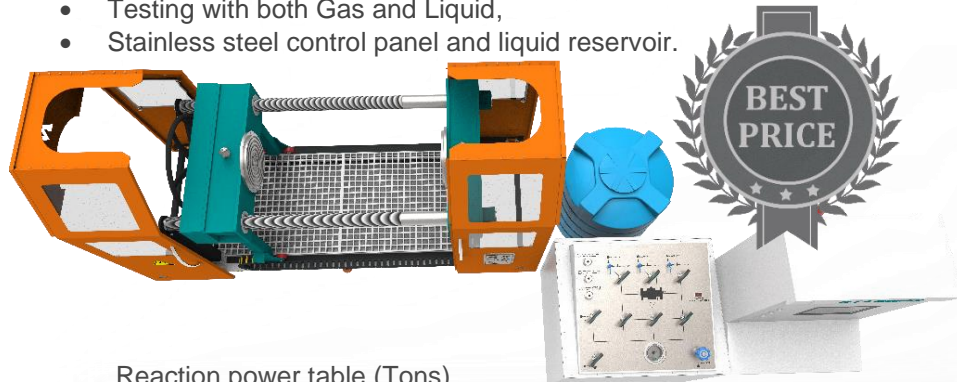


An excellent testing experiences

MTAbench aims to create value continuously with the Integrated Management Systems; that it has established according to its vision, mission, principles and values.

What is more

- Full Safety Enclosure with interlock,
- Manually, Semi / Fully automatic test sequence,
- Testing with both Gas and Liquid,
- Stainless steel control panel and liquid reservoir.



Our company has below management system certificates;

- ✓ Quality Management System (ISO 9001),
- ✓ Environmental Management System (ISO 14001),
- ✓ Occupational Health and Safety Man. System (ISO 45001)



ISO 9001:2015

ISO 14001:2015

ISO 45001:2018

Reaction power table (Tons)

	1"	2"	3"	4"	6"	8"	10"	12"	14"	16"	18"	20"	22"	24"	26"	28"	30"	32"	34"	36"	40"	42"	44"	46"	48"	50"	52"	54"	56"	60"
CL-150	20	20	20	20	20	20	20	50	50	50	50	100	100	100	150	150	150	200	200	200	300	450	450	450	450	450	450	600	600	900
CL-300	20	20	20	20	20	50	50	100	100	100	150	150	300	300	450	450	450	450	450	600	600	900	900	900	900	1200	1200	1200	1200	1800
CL-600	20	20	20	20	50	100	100	150	150	200	300	450	450	600	600	900	900	1200	1200	1800	1800	1800	1800	1800	1800	2500	2500	2500	2500	3500
CL-900	20	20	20	20	50	100	150	200	200	450	450	600	600	900	900	1200	1200	1200	1800	1800	2500	2500	2500	2500	2500	3500	3500	3500	3500	4000
CL-1500	20	20	20	50	100	150	200	300	450	450	600	900	900	1200	1200	1800	1800	1800	2500	2500	3500	3500	4000	4000	4000	4000	4000	4000	4000	4000
CL-2500	20	20	20	50	100	200	450	450	450	900	900	1200	2500	2500	2500	2500	3500	3500	3500	4000	4000	4000	4000	4000	4000	4000	4000	4000	4000	4000

